




# Etwinning projektai – erdvė augti.

Etwinningo naujokės patirtis

Renata Keliotienė  
Vilniaus „Žiburio“ pradinė mokykla





# Pirmasis kontaktinis seminaras Prahoje 2018 m.









Mano pirmasis projektas

„Sharing stories – sharing cultures“

*Dalinosi istorijomis – dalinosi kultūra*

Lietuva – Latvija – Čekijos Respublika



Pirmas blynas 😊






# Antrasis projekts

## Be Eco-friendly, Etwinner!

2019 rugsējis – 2020 kovas





# Projekto šalys - partnerės



BE ECO-FRIENDLY,  
ETWINNER!

Czeck Republic,  
Lithuania,  
Serbia, Romania,  
Greece, Poland,  
Turkey, Ukraine,  
Spain, Portugal




Projekto tikslas - didinti mokinių ir jų tėvų ekologinį sąmoningumą, skatinant tapti draugiškais aplinkai vartotojais.








Mano asmeninis tikslas – pažinti visą projekto vykdymo „virtuvę“ ir išmokti skaitmeninių įrankių.





# Kad projektas būtų sėkmingas

Ką sužinojau šio projekto metu






# 1-asis svarbus žingsnis – aiškus suderintas veiklos planas

1. GET TO KNOW EACH OTHER: pupils will present themselves, school, city (town, village) and country: September
2. OUR LOCAL ENVIRONMENT: they will present their city (town, village) and the type of environment problem and solution related to location. they will learn about SDG especially about 15th Life on Land: October
3. LOGOS, SLOGANS AND POSTERS: they will create logos, posters and slogans for the following SDG (Life on Land): November
4. GREETINGS CARDS: pupils will create eco- greetings cards to friends and exchange: December
5. TEXTILE BAGS: pupils will create textile bags from wasted/ recycled materials: January
6. 10 RULES OF ECO-FRIENDLINESS: they create a joint document with ten golden rules to be eco-friendly: February.

## 2-asis svarbus žingsnis – sukurti privačią FB grupę mokytojų bendravimui su aiškiu administratoriumi ir moderatoriumi



## 3-iasis svarbus žingsnis – susitarti dėl projekto vykdymo taisyklių

1. We do all the activities on a regular basis. We are all aware of deadlines for every activity.
2. The more important thing in eTwinning projects is creating common materials. So, let's cooperate together!
3. We often comment posts in the Project Journal written by our partners. Let's appreciate our work each other.
4. We help our partners with activities, apps, programmes and so on and so forth.
5. Last but not least, all the partners cooperate, communicate, participate in online meetings and chats, write posts and comments. Remember, we are a team.



4-asis svarbus žingsnis -  
pasidalinti veiklos barais ir nuolat pildyti šį sąrašą

## Facilitators of Tasks

European Day of Languages - Pinar Lök Arisoy and Renata Keliotienė.

Clean-up the World book - Renata Płonka

Pre-survey questionnaire and analysis - Giedrė Raudonienė

Bookcreator for Presentation of SDG lessons - Giedrė Raudonienė and Daiva Grevienė

Logo voting platform creator and manager - Sara Cerny


Posters voting platform creator - Daiva Grevienė

Logos results video creator - Meltem Bekler


Posters results video creator -Renata Płonka

Storyjumper book for students' slogans about project creator and manager -  
Natasa Stanic

Padlet wall for students greeting cards manager and creator -\_Ana Grecu



Šiek tiek apie pačią  
projekto eigą ir  
naudotus įrankius





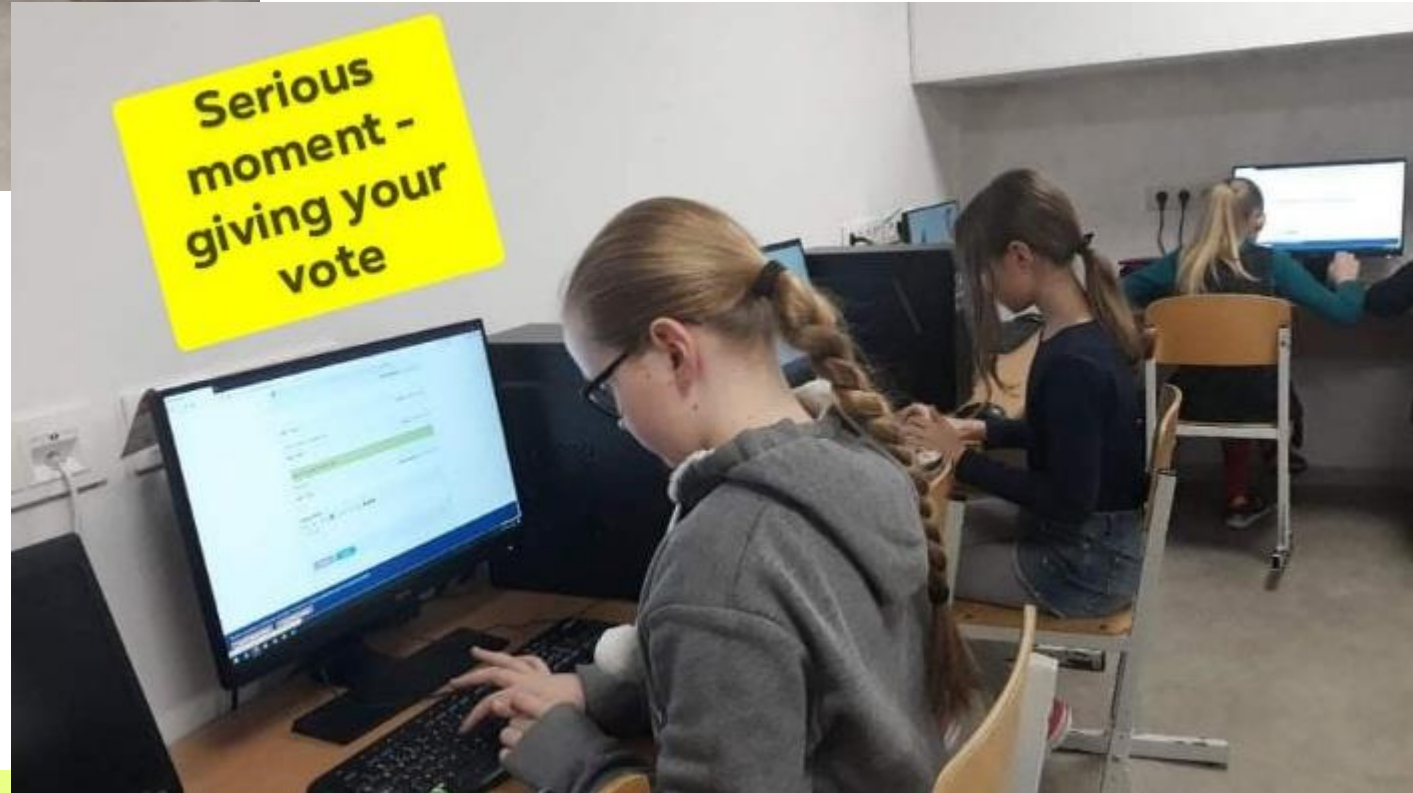
# Svarbu – darbo vieta







**We've got a  
new  
computer  
classroom!!!**



**Serious  
moment -  
giving your  
vote**


[www.zeemaps.com](http://www.zeemaps.com)



# Susipažinimo konferencija

Live Meeting %2388940\_0 - Adobe Connect

Video (6)



Attendees (7)

- Hosts (1)
  - Giedre Raudoniene
- Presenters (0)
- Participants (6)
  - Katarzyna Czamara-Gajda
  - Kristina Bagužienė
  - MELTEM BEKLER
  - Natasa Stanic
  - Renata Płonka
  - Sára Černá

Discussion Notes

Chat (Everyone)

Giedre Raudoniene: Renata mute your microphone  
Renata Płonka: i mute  
MELTEM BEKLER: ok thanks  
Giedre Raudoniene: Meltem mute microphone please  
Sára Černá: Giedre you can mute her  
MELTEM BEKLER: hear me  
MELTEM BEKLER: ??  
Giedre Raudoniene: Sara it's your turn  
Giedre Raudoniene: Kristina your turn  
Giedre Raudoniene: we can't hear you

Poll

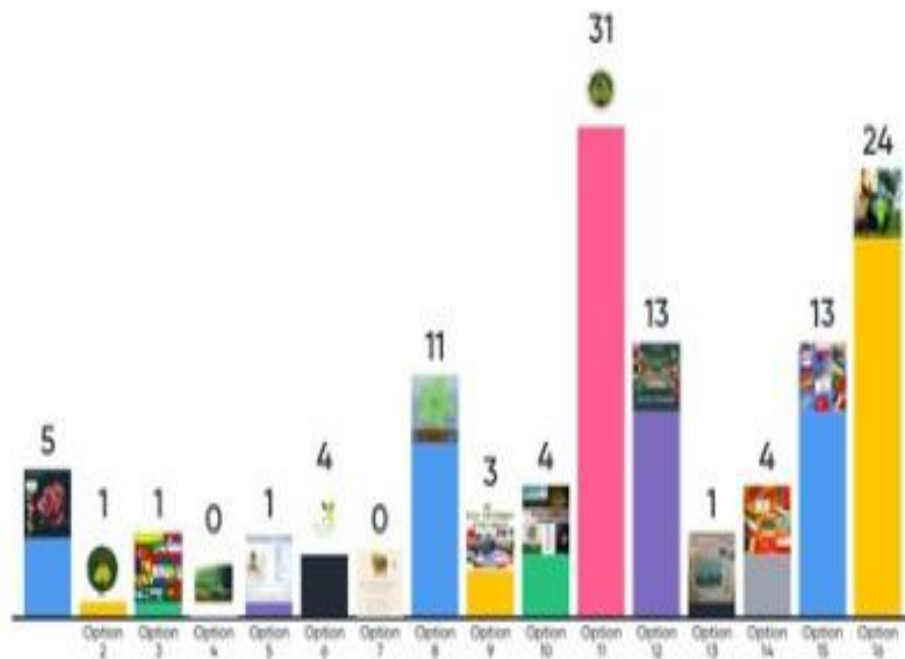
Hosts/Presenters are yet to set a Poll Question.



# Kūrēme projekto logo su Canva



# Balsavome už projekto logo su **Menti**





# Kūrēme eco-plakatus su Canva





# Balsavome už geriausią plakatą su **Tricider**



# Eco- atvirutėmis dalinomės su Padlet



Nuria, Spain

AND A HAPPY NEW YEAR

13  
1 comment  
Anonymous 6mo  
niezle  
Add comment


Anonymous 6mo  
Miguel C., Spain  
I am Miguel,I am nine years old.My school is Ricardo Cod in Alhama of Murcia.At christ like eating dinner with my far and with Santa claus.  
I WISH YOU A MERRY



# Praktinė projekto užduotis – iš atliekų siuvome krepšelius su eco-šūkiu









































































# Balsavome ir išrinkome 10 Draugiško Aplinkai Elgesio Taisyklių



## 10 Golden Rules

1. Love and Let the nature live. Don't ignore the nature. The nature is not only around you. You are the Nature.
2. Save and Protect animals and also their habitat. Don't kill them, because you will feel like the animal.
3. Save the planet. Don't litter, stop polluting. Sort the trash.
4. Don't destroy forests. Don't cut the trees. Plant them.
5. Walk instead of driving a car. Walk, ride a bike or take public transport.
6. Water is very important for our life. Save it. Don't pollute. Use less water and don't waste food.
7. Don't take plastic shopping bags - use your own textile bags.
8. Limit usage of dangerous chemicals.
9. Read information about the climate change and believe that your family everyday actions can help to save the planet.
10. Always follow 3Rs(reduce, reuse, recycle)

# „Gyvosios raidės“ – smagiausia projekto užduotis





# Kūrēme bendrą knygą su **Bookcreator**



# Saugaus interneto dienai kūrėme bendrą komiksą su Comica



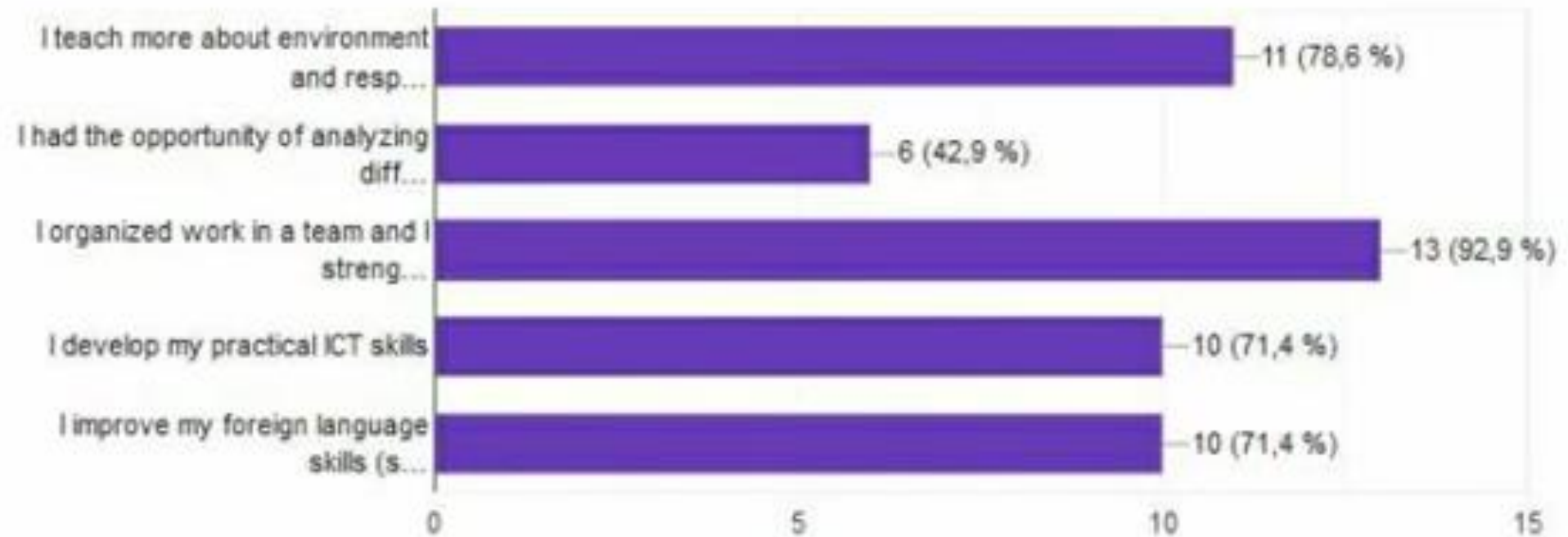


# Mokytojai įvertino projektą

<https://docs.google.com>

I think this project is beneficial for me as

14 atsakymų

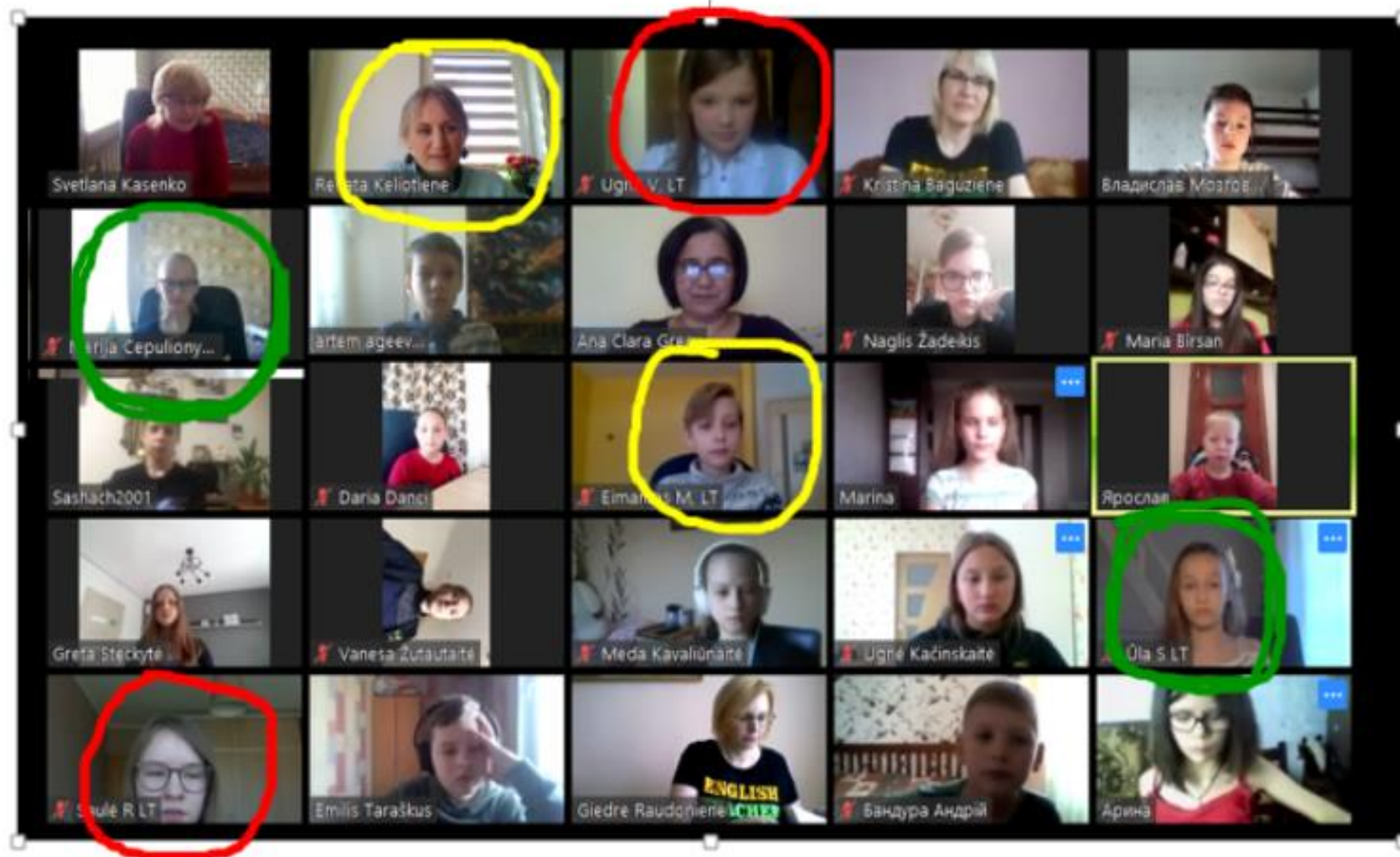


# Mokiniai įvertino projektą su AnswerGarden






# Paskutinis susitikimas gyvai per Zoom





# Etwinning projektai - erdvė augti

Etwinningo naujokės patirtis








# Tikrai paaugau😊

Etwinningo pažengusioji naujokė





# Twinning





Ačiū už dėmesį

